

Low Voltage Track System Module ML26-GL560-13W-927



Light Output Ratio:	100.0%	
Luminaire Power:	12.97 W	
SHR Nominal:	1.25	Calculated using the TM5
SHR Maximum:	1.35	fine grid method.

C Range: 0 - 360DEG  
C Interval: 15.0DEG  
Test Speed: HIGH  
Temperature: 25.3DEG  
Operators: Jason  
Test Date: 2020-05-06

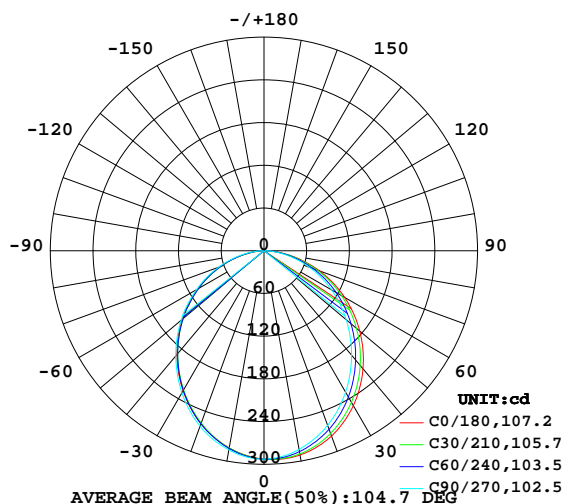
γ Range: 0 - 90DEG  
γ Interval: 0.5DEG  
Test System: EVERFINE GO-2000B\_V1 SYSTEM V2.0.362  
Humidity: 58%  
Test Distance: 5.850m [K=1.0000]  
Remarks:

LUMINAIRE PHOTOMETRIC TEST REPORT

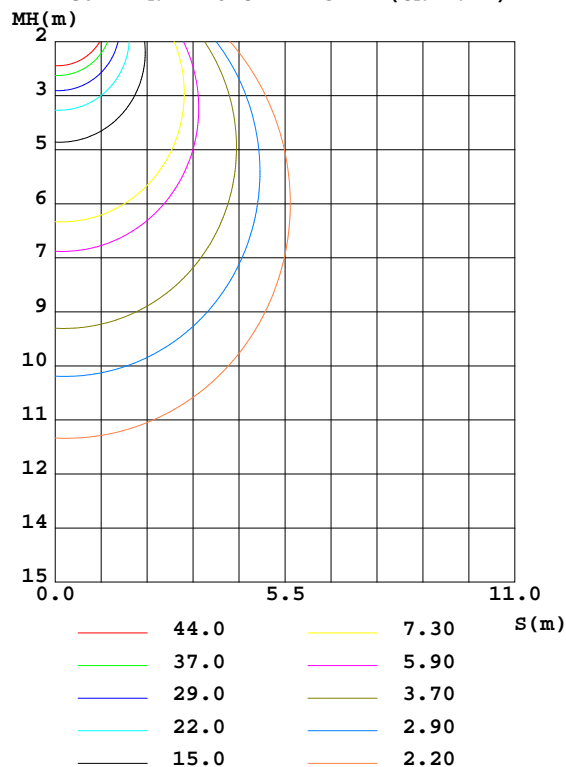
Test:U:48.00V I:0.2701A P:12.97W PF:1.000 Freq:0Hz Lamp Flux:771.948x1 lm		
NAME: ML26-GL560-13W-927	TYPE:Low Voltage Track System Module	
SPEC.:2700K	DIM.: L560mm*W22mm*H43mm	
MFR.: NEKO LIGHTING AG		

DATA OF LAMP		PHOTOMETRIC DATA Eff: 59.54 lm/W			
MODEL	SAMSUNG-2700K	I <sub>max</sub> (cd)	293.7	S/MH(C0/180)	1.16
NOMINAL POWER(W)	13	LOR(%)	100.0	S/MH(C90/270)	1.18
RATED VOLTAGE(V)	48	TOTAL FLUX(lm)	771.95	η UP,DN(C0-180)	0.0,50.2
NOMINAL FLUX(lm)	771.948	CIE CLASS	DIRECT	η UP,DN(C180-360)	0.0,49.8
LAMPS INSIDE	1	η up(%)	0.0	CIBSE SHR NOM	1.25
TEST VOLTAGE(V)	48	η down(%)	100.0	CIBSE SHR MAX	1.35

LUMINOUS INTENSITY DISTRIBUTION DIAGRAM



C0 PLANE ISOLUX DIAGRAM (UNIT:lx)



C Range: 0 - 360DEG  
C Interval: 15.0DEG  
Test Speed: HIGH  
Temperature:25.3DEG  
Operators:Jason  
Test Date:2020-05-06

γ Range: 0 - 90DEG  
γ Interval: 0.5DEG  
Test System:EVERFINE GO-2000B\_V1 SYSTEM V2.0.362  
Humidity:58%  
Test Distance:5.850m [K=1.0000]  
Remarks:

## ZONAL FLUX DIAGRAM

### ZONAL FLUX DIAGRAM:

$\gamma$	C0	C45	C90	C135	C180	C225	C270	C315	$\gamma$	$\Phi$ zone	$\Phi$ total	%lum, lamp
10	291.3	288.5	283.4	281.1	281.2	281.3	284.2	288.7	0- 10	27.56	27.56	3.57,3.57
20	277.0	270.3	261.1	257.0	258.5	257.6	262.4	270.9	10- 20	77.79	105.4	13.6,13.6
30	251.0	242.0	229.2	225.0	227.2	225.4	230.6	242.5	20- 30	115.2	220.6	28.6,28.6
40	216.3	206.0	191.4	187.4	190.3	187.9	192.8	206.3	30- 40	135.2	355.7	46.1,46.1
50	175.5	165.3	150.8	147.3	150.1	147.6	152.1	165.5	40- 50	136.7	492.4	63.8,63.8
60	130.7	121.4	109.2	105.4	107.5	105.9	109.7	121.9	50- 60	121.1	613.5	79.5,79.5
70	83.19	76.90	67.52	63.94	64.78	63.89	68.15	77.14	60- 70	91.30	704.8	91.3,91.3
80	36.06	34.00	28.61	25.54	24.62	25.36	28.97	33.73	70- 80	52.34	757.1	98.1,98.1
90	2.587	3.056	2.031	0.9595	0.3630	0.7568	1.441	2.151	80- 90	14.83	771.9	100,100
100									90-100			
110									100-110			
120									110-120			
130									120-130			
140									130-140			
150									140-150			
160									150-160			
170									160-170			
180									170-180			
DEG	LUMINOUS INTENSITY:cd									UNIT:lm		

Conical surface Flux(90deg): 425.01 lm

%lum = 55.1%

%lamp = 55.1%

Conical surface Flux(120deg): 613.48 lm

%lum = 79.5%

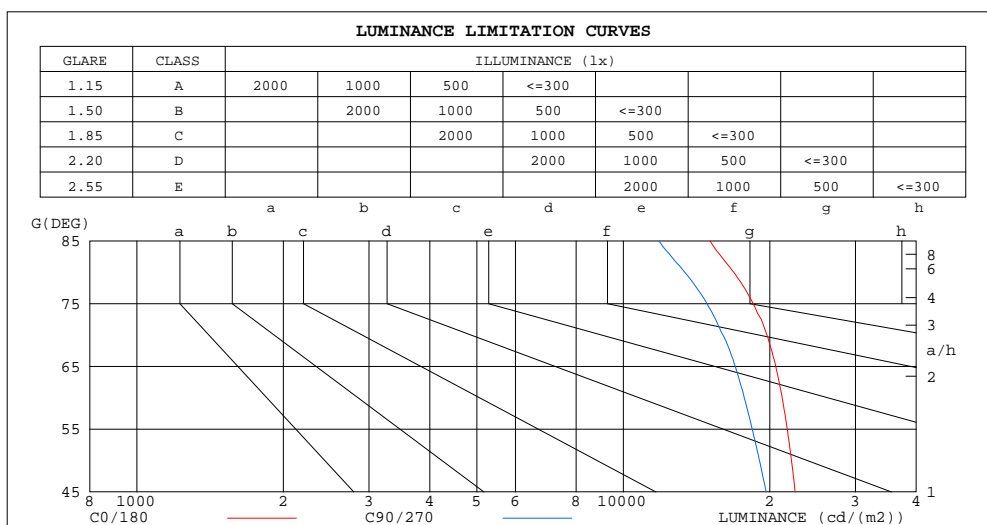
%lamp = 79.5%

C Range: 0 - 360DEG  
C Interval: 15.0DEG  
Test Speed: HIGH  
Temperature:25.3DEG  
Operators:Jason  
Test Date:2020-05-06

$\gamma$  Range: 0 - 90DEG  
 $\gamma$  Interval: 0.5DEG  
Test System:EVERFINE GO-2000B\_V1 SYSTEM V2.0.362  
Humidity:58%  
Test Distance:5.850m [K=1.0000]  
Remarks:

**LUMINANCE LIMITATION CURVES**

Test:U:48.00V I:0.2701A P:12.97W PF:1.000 Freq:0Hz Lamp Flux:771.948x1 lm		
NAME: ML26-GL560-13W-927	TYPE:Low Voltage Track System Module	
SPEC.:2700K	DIM.: L560mm*W22mm*H43mm	
MFR.: NEKO LIGHTING AG		



LUMINANCE cd/(m2)		
G(DEG)	C0/180	C90/270
85	15064	11830
80	16852	13372
75	18484	14853
70	19741	16022
65	20580	16986
60	21207	17725
55	21720	18406
50	22162	19045
45	22552	19661

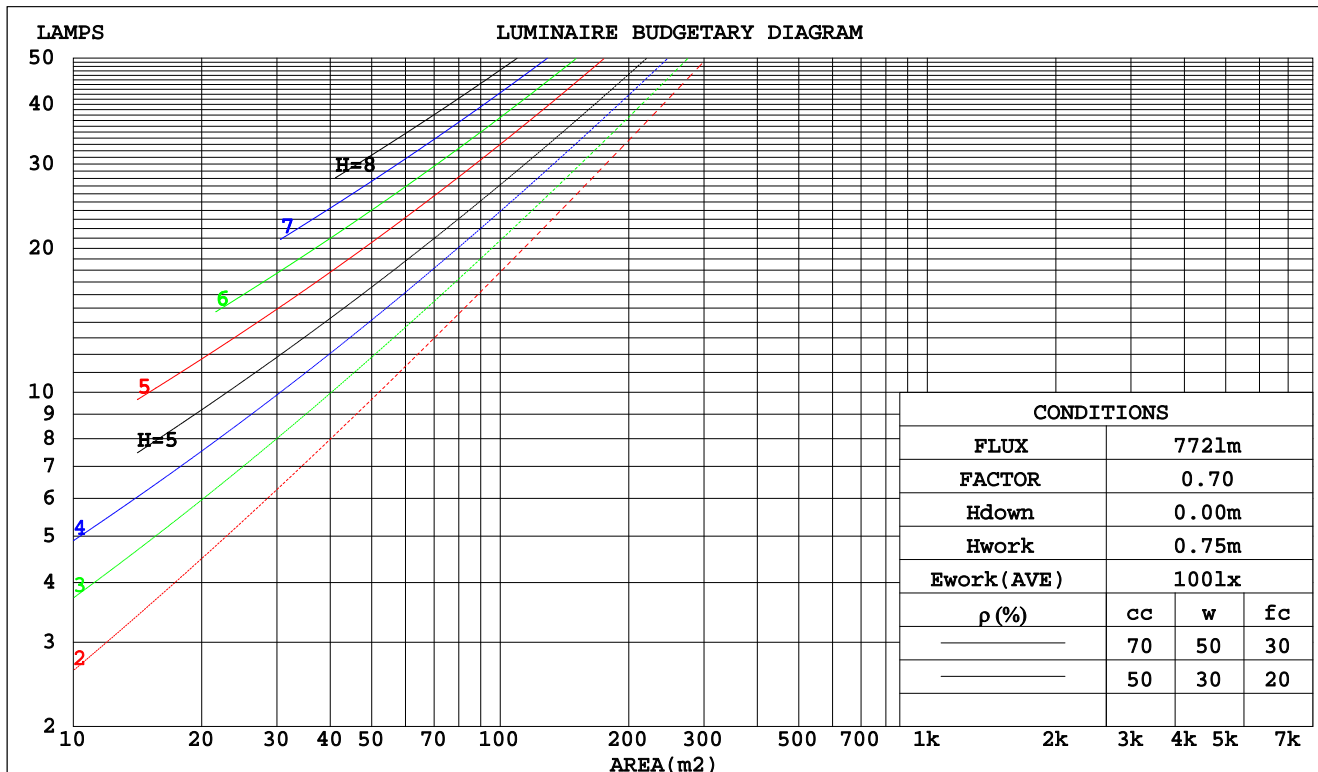
C Range: 0 - 360DEG  
C Interval: 15.0DEG  
Test Speed: HIGH  
Temperature:25.3DEG  
Operators:Jason  
Test Date:2020-05-06

$\gamma$  Range: 0 - 90DEG  
 $\gamma$  Interval: 0.5DEG  
Test System:EVERFINE GO-2000B\_V1 SYSTEM V2.0.362  
Humidity:58%  
Test Distance:5.850m [K=1.0000]  
Remarks:

CU AND LUMINAIRE BUDGETARY ESTIMATE DIAGRAM

Test:U:48.00V I:0.2701A P:12.97W PF:1.000 Freq:0Hz Lamp Flux:771.948x1 lm		
NAME: ML26-GL560-13W-927	TYPE:Low Voltage Track System Module	
SPEC.:2700K	DIM.: L560mm*W22mm*H43mm	
MFR.: NEKO LIGHTING AG		

pcc	80%			70%			50%			30%			10%			0
pw	50%	30%	10%	50%	30%	10%	50%	30%	10%	50%	30%	10%	50%	30%	10%	0
pfc	20%			20%			20%			20%			20%			0
RCR	Coefficients of Utilization(CU)															
0.0	1.19	1.19	1.19	1.16	1.16	1.16	1.11	1.11	1.11	1.06	1.06	1.06	1.02	1.02	1.02	.00
1.0	1.04	.00	.96	1.02	.98	.94	.98	.94	.91	.94	.91	.89	.90	.88	.86	.84
2.0	.91	.84	.78	.89	.83	.77	.85	.80	.76	.82	.78	.74	.79	.75	.72	.70
3.0	.80	.72	.65	.78	.71	.65	.75	.69	.64	.73	.67	.62	.70	.65	.61	.59
4.0	.71	.62	.55	.70	.61	.55	.67	.60	.54	.65	.59	.54	.63	.57	.53	.51
5.0	.63	.54	.48	.62	.54	.48	.60	.53	.47	.58	.52	.47	.56	.51	.46	.44
6.0	.57	.48	.42	.56	.48	.42	.54	.47	.41	.53	.46	.41	.51	.45	.41	.39
7.0	.52	.43	.37	.51	.43	.37	.50	.42	.37	.48	.41	.36	.47	.41	.36	.34
8.0	.47	.39	.33	.47	.39	.33	.45	.38	.33	.44	.37	.33	.43	.37	.32	.30
9.0	.44	.35	.30	.43	.35	.30	.42	.35	.30	.41	.34	.29	.40	.34	.29	.27
10.0	.40	.32	.27	.40	.32	.27	.39	.32	.27	.38	.31	.27	.37	.31	.27	.25



C Range: 0 - 360DEG  
C Interval: 15.0DEG  
Test Speed: HIGH  
Temperature:25.3DEG  
Operators:Jason  
Test Date:2020-05-06

γ Range: 0 - 90DEG  
γ Interval: 0.5DEG  
Test System:EVERFINE GO-2000B\_V1 SYSTEM V2.0.362  
Humidity:58%  
Test Distance:5.850m [K=1.0000]  
Remarks:

## WEC AND CCEC

Test:U:48.00V I:0.2701A P:12.97W PF:1.000 Freq:0Hz Lamp Flux:771.948x1 lm		
NAME: ML26-GL560-13W-927	TYPE:Low Voltage Track System Module	
SPEC.:2700K	DIM.: L560mm*W22mm*H43mm	
MFR.: NEKO LIGHTING AG		

pcc	80%			70%			50%			30%			10%			0	
pw	50%	30%	10%	50%	30%	10%	50%	30%	10%	50%	30%	10%	50%	30%	10%	0	
pfc	20%			20%			20%			20%			20%			0	
RCR	RCR:Room Cavity Ratio						Wall Exitance Coefficients(WEC)										
0.0																	
1.0	.306	.174	.055	.299	.171	.054	.286	.164	.052	.274	.158	.051	.263	.152	.049		
2.0	.288	.158	.048	.282	.155	.048	.270	.150	.047	.259	.146	.046	.250	.141	.044		
3.0	.267	.142	.043	.261	.140	.042	.251	.136	.041	.241	.132	.041	.233	.129	.040		
4.0	.246	.128	.038	.241	.126	.037	.232	.123	.037	.224	.120	.036	.216	.117	.036		
5.0	.228	.116	.034	.224	.115	.033	.215	.112	.033	.208	.110	.033	.201	.107	.032		
6.0	.211	.106	.030	.208	.105	.030	.200	.103	.030	.194	.101	.030	.187	.099	.029		
7.0	.197	.097	.028	.193	.096	.027	.187	.095	.027	.181	.093	.027	.175	.091	.027		
8.0	.184	.090	.025	.181	.089	.025	.175	.088	.025	.170	.086	.025	.165	.085	.025		
9.0	.172	.083	.023	.170	.083	.023	.165	.081	.023	.160	.080	.023	.155	.079	.023		
10.0	.162	.078	.022	.160	.077	.022	.155	.076	.021	.151	.075	.021	.147	.074	.021		

pcc	80%			70%			50%			30%			10%			0
pw	50%	30%	10%	50%	30%	10%	50%	30%	10%	50%	30%	10%	50%	30%	10%	0
pfc	20%			20%			20%			20%			20%			0
RCR	RCR:Room Cavity Ratio						Ceiling Cavity Exitance Coefficients(CCEC)									
0.0	.190	.190	.190	.163	.163	.163	.111	.111	.111	.064	.064	.064	.020	.020	.020	
1.0	.180	.156	.135	.154	.134	.116	.105	.092	.080	.061	.053	.047	.019	.017	.015	
2.0	.172	.132	.098	.147	.114	.085	.101	.079	.059	.058	.046	.035	.019	.015	.011	
3.0	.164	.114	.075	.140	.099	.065	.096	.068	.045	.056	.040	.027	.018	.013	.009	
4.0	.156	.101	.059	.134	.087	.051	.092	.061	.036	.053	.036	.021	.017	.012	.007	
5.0	.149	.090	.048	.128	.078	.041	.088	.055	.029	.051	.032	.017	.016	.010	.006	
6.0	.141	.082	.039	.122	.071	.034	.084	.050	.024	.049	.029	.014	.016	.010	.005	
7.0	.135	.075	.033	.116	.065	.029	.080	.046	.021	.047	.027	.012	.015	.009	.004	
8.0	.128	.069	.029	.110	.060	.025	.076	.042	.018	.044	.025	.011	.014	.008	.004	
9.0	.122	.064	.025	.105	.056	.022	.073	.039	.016	.042	.023	.009	.014	.008	.003	
10.0	.117	.060	.023	.100	.052	.020	.070	.037	.014	.041	.022	.008	.013	.007	.003	

C Range: 0 - 360DEG  
C Interval: 15.0DEG  
Test Speed: HIGH  
Temperature:25.3DEG  
Operators:Jason  
Test Date:2020-05-06

γ Range: 0 - 90DEG  
γ Interval: 0.5DEG  
Test System:EVERFINE GO-2000B\_V1 SYSTEM V2.0.362  
Humidity:58%  
Test Distance:5.850m [K=1.0000]  
Remarks:

## UGR(Unified Glare Rating) Table

Test:U:48.00V I:0.2701A P:12.97W PF:1.000 Freq:0Hz Lamp Flux:771.948x1 lm										
NAME: ML26-GL560-13W-927					TYPE:Low Voltage Track System Module					
SPEC.:2700K					DIM.: L560mm*W22mm*H43mm					
MFR.: NEKO LIGHTING AG										
ceiling/cavity	0.7	0.7	0.5	0.5	0.3	0.7	0.7	0.5	0.5	0.3
walls	0.5	0.3	0.5	0.3	0.3	0.5	0.3	0.5	0.3	0.3
working plane	0.2	0.2	0.2	0.2	0.2	0.2	0.2	0.2	0.2	0.2
Room dimensions	Viewed crosswise					Viewed endwise				
x = 2H y = 2H	24.7	26.2	24.9	26.4	26.6	23.9	25.4	24.2	25.6	25.8
3H	26.3	27.7	26.6	27.9	28.1	25.4	26.8	25.7	27.0	27.2
4H	26.9	28.2	27.2	28.5	28.8	26.0	27.3	26.3	27.5	27.8
6H	27.4	28.6	27.7	28.9	29.2	26.4	27.6	26.7	27.9	28.2
8H	27.6	28.8	27.9	29.0	29.3	26.5	27.7	26.9	28.0	28.3
12H	27.7	28.8	28.0	29.1	29.4	26.6	27.7	26.9	28.0	28.3
4H 2H	25.2	26.5	25.5	26.8	27.0	24.7	26.0	25.0	26.2	26.5
3H	27.0	28.2	27.4	28.5	28.8	26.3	27.4	26.6	27.7	28.0
4H	27.8	28.9	28.2	29.2	29.5	27.0	28.0	27.4	28.4	28.7
6H	28.4	29.4	28.8	29.7	30.1	27.5	28.5	27.9	28.8	29.2
8H	28.6	29.5	29.0	29.9	30.3	27.7	28.6	28.1	29.0	29.3
12H	28.8	29.6	29.2	30.0	30.4	27.8	28.6	28.3	29.0	29.4
8H 4H	28.0	28.9	28.4	29.3	29.7	27.3	28.2	27.7	28.6	29.0
6H	28.8	29.5	29.3	29.9	30.4	28.0	28.8	28.5	29.2	29.6
8H	29.1	29.8	29.6	30.2	30.6	28.3	29.0	28.8	29.4	29.8
12H	29.4	29.9	29.8	30.4	30.8	28.5	29.1	29.0	29.5	30.0
12H 4H	28.0	28.8	28.5	29.2	29.6	27.4	28.2	27.8	28.5	29.0
6H	28.9	29.5	29.3	29.9	30.4	28.1	28.8	28.6	29.2	29.6
8H	29.2	29.8	29.7	30.2	30.7	28.4	29.0	28.9	29.4	29.9
Variations with the observer position at spacings:										
S = 1.0H	+ 0.1 / - 0.2					+ 0.2 / - 0.2				
1.5H	+ 0.2 / - 0.3					+ 0.2 / - 0.3				
2.0H	+ 0.2 / - 0.2					+ 0.2 / - 0.4				

CIE Pub.117, 771.9 lm Total Lamp Luminous Flux Correct ( $8\log(F/F_0) = -0.9$ )

C Range: 0 - 360DEG  
C Interval: 15.0DEG  
Test Speed: HIGH  
Temperature:25.3DEG  
Operators:Jason  
Test Date:2020-05-06

$\gamma$  Range: 0 - 90DEG  
 $\gamma$  Interval: 0.5DEG  
Test System:EVERFINE GO-2000B\_V1 SYSTEM V2.0.362  
Humidity:58%  
Test Distance:5.850m [K=1.0000]  
Remarks:

### UTILIZATION FACTORS TABLE

Test:U:48.00V I:0.2701A P:12.97W PF:1.000 Freq:0Hz Lamp Flux:771.948x1 lm		
NAME: ML26-GL560-13W-927	TYPE:Low Voltage Track System Module	
SPEC.:2700K	DIM.: L560mm*W22mm*H43mm	
MFR.: NEKO LIGHTING AG		

REFLECTANCE										
Ceiling	0.8	0.8	0.8	0.7	0.7	0.7	0.5	0.5	0.5	0
Walls	0.7	0.5	0.3	0.7	0.5	0.3	0.7	0.5	0.3	0
Working plane	0.2	0.2	0.2	0.2	0.2	0.2	0.2	0.2	0.2	0
ROOM INDEX	UTILIZATION FACTORS(PERCENT) $k(RI) \times RCR = 5$									
k = 0.60	58	47	40	58	47	40	56	46	40	33
0.80	68	57	50	67	56	49	66	56	49	42
1.00	77	66	59	76	65	58	73	67	58	51
1.25	84	73	66	82	73	66	80	71	65	58
1.50	89	79	72	87	78	71	84	76	70	63
2.00	95	87	81	94	86	80	90	84	78	71
2.50	99	92	86	97	90	85	93	88	83	75
3.00	102	96	90	100	94	89	96	91	87	79
4.00	106	101	96	104	99	95	100	96	92	83
5.00	109	104	100	106	102	98	102	98	95	86
ROOM INDEX	UF(total)									Direct
According to DIN EN 13032-2 2004										
Suspended										
SHRNOM = 1.25										

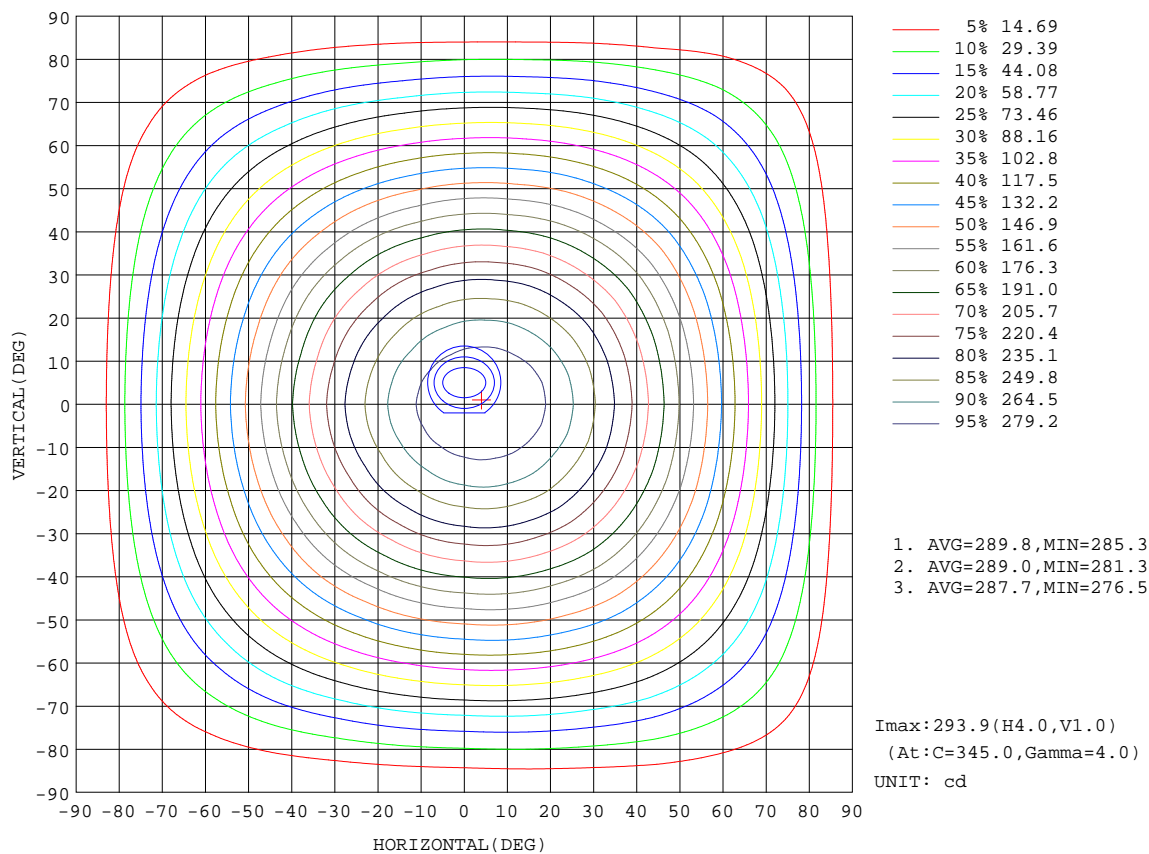
C Range: 0 - 360DEG  
C Interval: 15.0DEG  
Test Speed: HIGH  
Temperature:25.3DEG  
Operators:Jason  
Test Date:2020-05-06

$\gamma$  Range: 0 - 90DEG  
 $\gamma$  Interval: 0.5DEG  
Test System:EVERFINE GO-2000B\_V1 SYSTEM V2.0.362  
Humidity:58%  
Test Distance:5.850m [K=1.0000]  
Remarks:



ISOCANDELA DIAGRAM

Test:U:48.00V I:0.2701A P:12.97W PF:1.000 Freq:0Hz Lamp Flux:771.948x1 lm		
NAME: ML26-GL560-13W-927	TYPE:Low Voltage Track System Module	
SPEC.:2700K	DIM.: L560mm*W22mm*H43mm	
MFR.: NEKO LIGHTING AG		



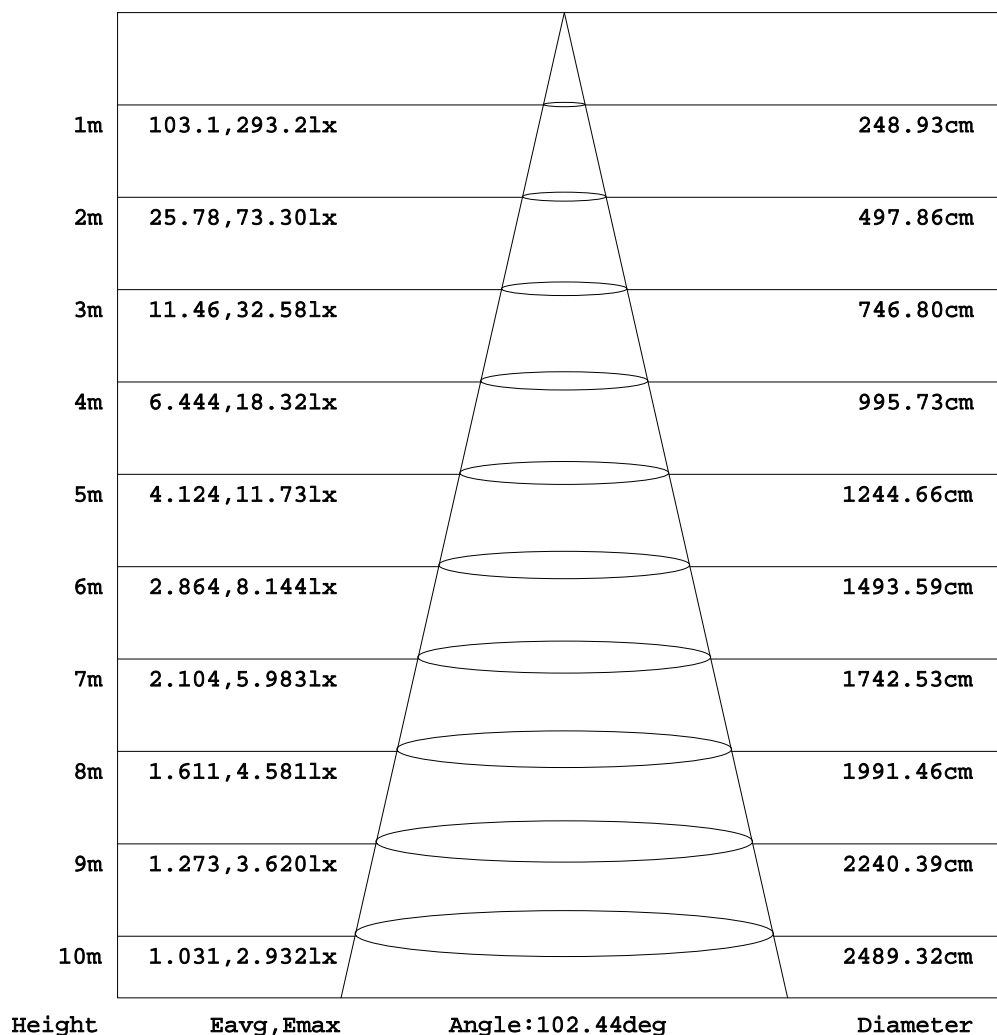
C Range: 0 - 360DEG  
C Interval: 15.0DEG  
Test Speed: HIGH  
Temperature:25.3DEG  
Operators:Jason  
Test Date:2020-05-06

γ Range: 0 - 90DEG  
γ Interval: 0.5DEG  
Test System:EVERFINE GO-2000B\_V1 SYSTEM V2.0.362  
Humidity:58%  
Test Distance:5.850m [K=1.0000]  
Remarks:

AAI Figure

Test:U:48.00V I:0.2701A P:12.97W PF:1.000 Freq:0Hz Lamp Flux:771.948x1 lm		
NAME: ML26-GL560-13W-927	TYPE:Low Voltage Track System Module	
SPEC.:2700K	DIM.: L560mm*W22mm*H43mm	
MFR.: NEKO LIGHTING AG		

Flux out:512.0 lm



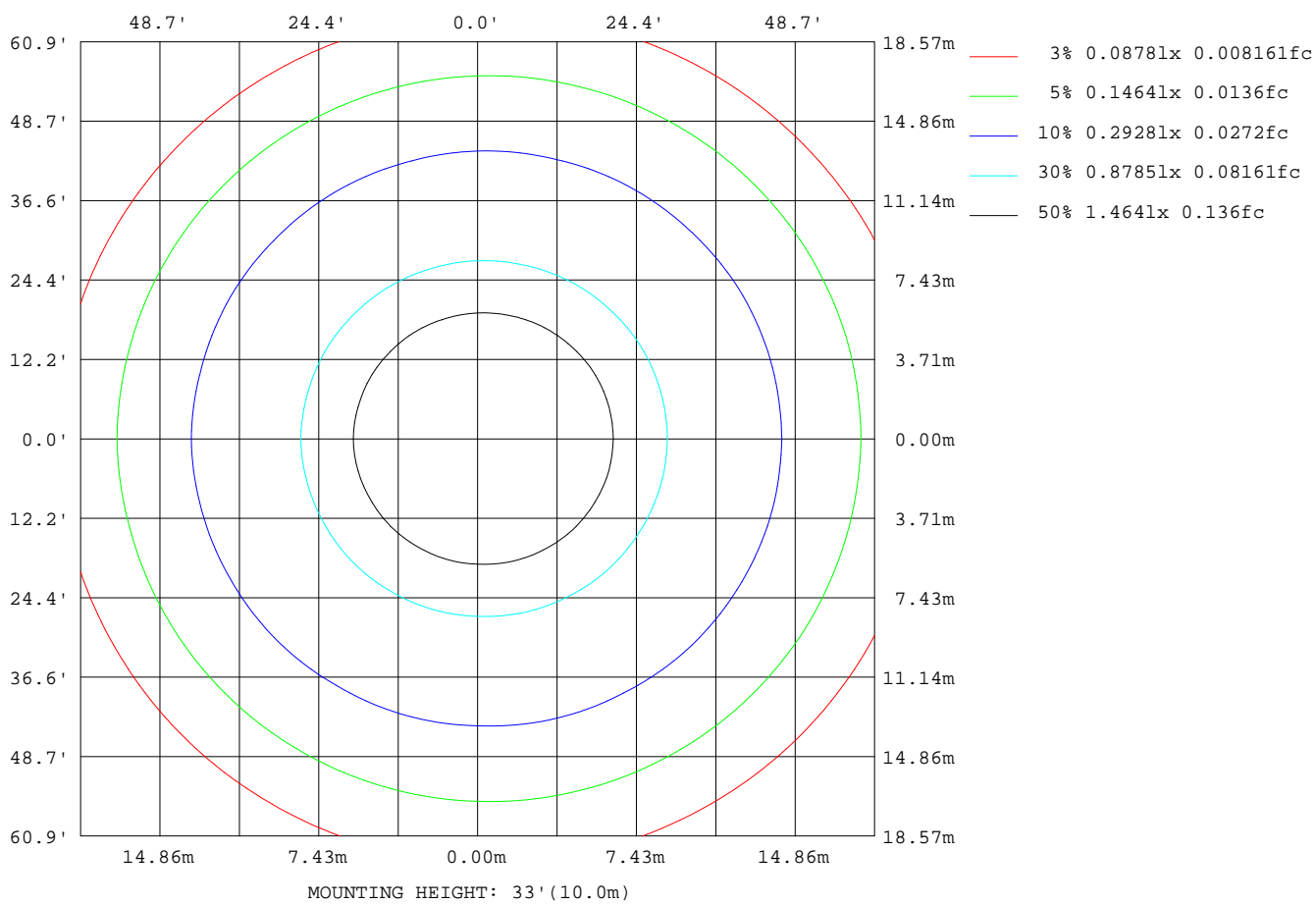
Note:The Curves indicate the illuminated area and the average illumination when the luminaire is at different distance.

C Range: 0 - 360DEG  
C Interval: 15.0DEG  
Test Speed: HIGH  
Temperature:25.3DEG  
Operators:Jason  
Test Date:2020-05-06

γ Range: 0 - 90DEG  
γ Interval: 0.5DEG  
Test System:EVERFINE GO-2000B\_V1 SYSTEM V2.0.362  
Humidity:58%  
Test Distance:5.850m [K=1.0000]  
Remarks:

ISOLUX DIAGRAM

Test:U:48.00V I:0.2701A P:12.97W PF:1.000 Freq:0Hz Lamp Flux:771.948x1 lm		
NAME: ML26-GL560-13W-927	TYPE:Low Voltage Track System Module	
SPEC.:2700K	DIM.: L560mm*W22mm*H43mm	
MFR.: NEKO LIGHTING AG		



C Range: 0 - 360DEG  
C Interval: 15.0DEG  
Test Speed: HIGH  
Temperature:25.3DEG  
Operators:Jason  
Test Date:2020-05-06

γ Range: 0 - 90DEG  
γ Interval: 0.5DEG  
Test System:EVERFINE GO-2000B\_V1 SYSTEM V2.0.362  
Humidity:58%  
Test Distance:5.850m [K=1.0000]  
Remarks:

### LED Avg.L Report

Test:U:48.00V I:0.2701A P:12.97W PF:1.000 Freq:0Hz Lamp Flux:771.948x1 lm		
NAME: ML26-GL560-13W-927	TYPE:Low Voltage Track System Module	
SPEC.:2700K	DIM.: L560mm*W22mm*H43mm	
MFR.: NEKO LIGHTING AG		

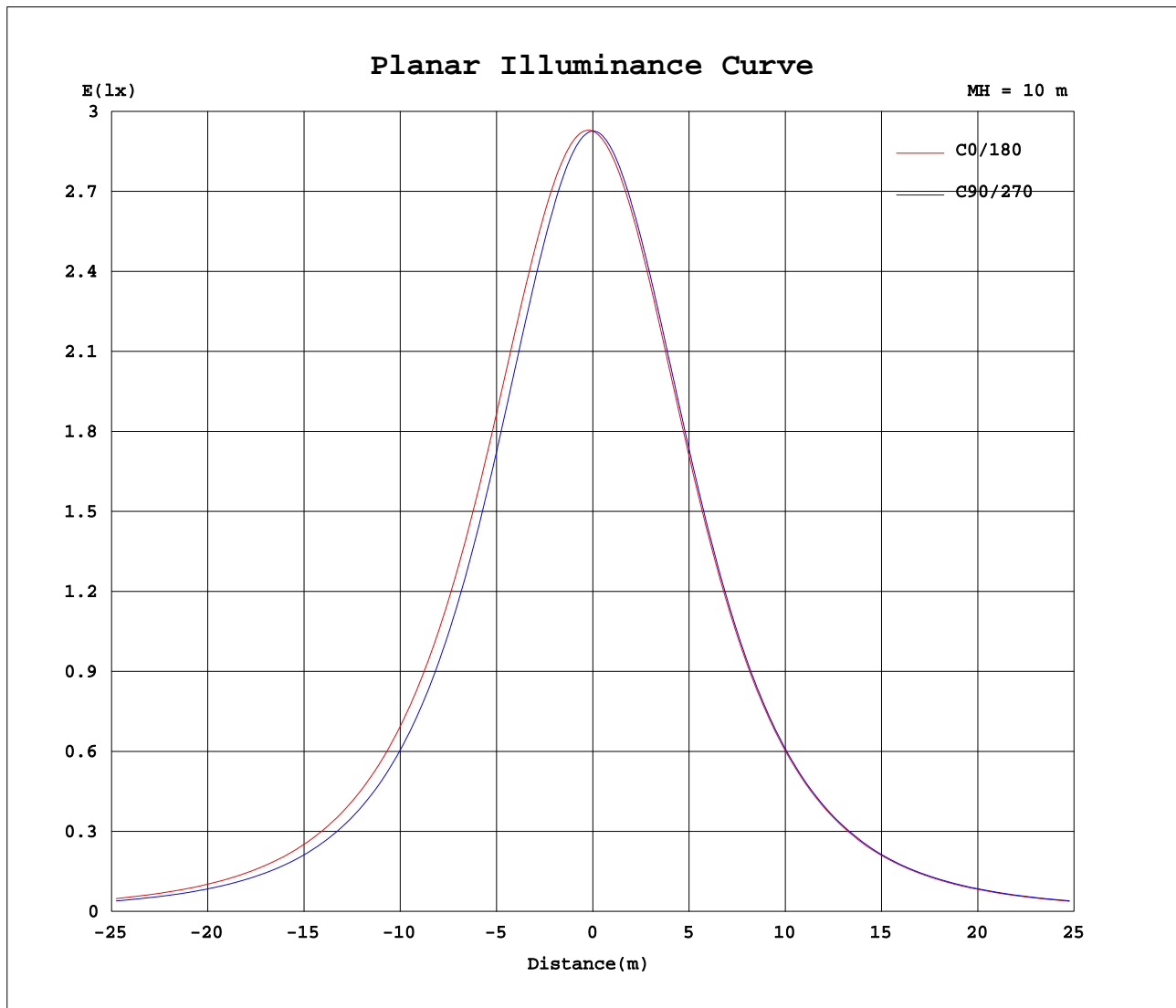
AvgL	cd/m2
L_0~180(65)av	18563
L_0~180(75)av	16125
L_0~180(85)av	11785
L_90~270(65)av	17025
L_90~270(75)av	14935
L_90~270(85)av	11342
L_45(65)av	17690
L_45(75)av	15479
L_45(85)av	11698

Standard: GB/T 29293-2012

C Range: 0 - 360DEG  
C Interval: 15.0DEG  
Test Speed: HIGH  
Temperature:25.3DEG  
Operators:Jason  
Test Date:2020-05-06

γ Range: 0 - 90DEG  
γ Interval: 0.5DEG  
Test System:EVERFINE GO-2000B\_V1 SYSTEM V2.0.362  
Humidity:58%  
Test Distance:5.850m [K=1.0000]  
Remarks:

### Planar Illuminance Curve



C Range: 0 - 360DEG  
C Interval: 15.0DEG  
Test Speed: HIGH  
Temperature: 25.3DEG  
Operators: Jason  
Test Date: 2020-05-06

$\gamma$  Range: 0 - 90DEG  
 $\gamma$  Interval: 0.5DEG  
Test System: EVERFINE GO-2000B\_V1 SYSTEM V2.0.362  
Humidity: 58%  
Test Distance: 5.850m [K=1.0000]  
Remarks:

```

γ Range: 0 - 90DEG
γ Interval: 0.5DEG
Test System:EVERFINE GO-2000B_V1 SYSTEM V2.0.362
Humidity:58%
Test Distance:5.850m [K=1.0000]
Remarks:

```

```

γ Range: 0 - 90DEG
γ Interval: 0.5DEG
Test System:EVERFINE GO-2000B_V1 SYSTEM V2.0.362
Humidity:58%
Test Distance:5.850m [K=1.0000]
Remarks:

```